

Traffic Report

Sites: Rainow Rd, (By Three Crowns pub)
 Dates: Mon Sep 24 2018 - Thu Oct 4 2018
 Directions: Northbound

Vehicle Speed Classes (Mph)

	<15	15 20	20 25	25 30	30 35	35 40	40 45	45 50	50 55	55 60	60 65	65 70	>70	Total	85th Percentile	Average Voltage
00:00	4	18	22	39	48	12	3	1	0	0	0	0	0	147	33.3	11.98V
01:00	2	3	10	14	14	8	3	0	0	0	0	0	0	54	35.0	11.93V
02:00	2	6	4	12	15	9	2	2	0	0	0	0	0	52	36.7	11.90V
03:00	1	5	12	18	24	18	2	0	0	0	0	0	0	80	36.0	11.89V
04:00	11	13	24	25	42	23	7	0	0	0	0	0	0	145	35.6	11.88V
05:00	14	37	68	89	133	75	25	2	0	0	0	0	0	443	35.4	11.92V
06:00	57	108	185	294	417	131	12	4	0	0	0	0	0	1208	33.4	11.89V
07:00	139	226	324	1082	469	99	12	0	0	0	0	0	0	2351	30.8	11.73V
08:00	134	255	359	1202	423	82	6	1	0	0	0	0	0	2462	30.1	11.76V
09:00	130	203	282	819	363	74	1	0	0	0	0	0	0	1872	30.6	11.75V
10:00	109	180	251	552	342	54	3	1	0	0	0	0	0	1492	31.0	11.81V
11:00	133	151	243	487	328	62	5	0	0	0	0	0	0	1409	31.3	11.78V
12:00	123	166	210	453	317	84	5	0	0	0	0	0	0	1358	31.3	11.73V
13:00	109	182	220	475	357	77	5	3	0	0	0	0	0	1428	31.4	11.73V
14:00	116	175	216	474	362	71	6	0	1	0	0	0	0	1421	31.9	11.73V
15:00	93	190	243	558	371	69	8	0	0	0	0	0	0	1532	31.5	11.79V
16:00	100	188	265	434	374	75	8	2	0	0	0	0	0	1446	31.8	11.72V
17:00	75	188	235	454	326	71	6	0	0	1	0	0	0	1356	31.3	11.84V
18:00	108	157	215	443	272	70	3	1	0	0	0	0	0	1269	31.2	11.88V
19:00	92	154	206	426	272	59	7	4	0	0	0	0	0	1220	31.2	11.96V
20:00	36	74	114	233	179	51	7	0	1	0	0	0	0	695	32.1	11.99V
21:00	21	55	89	149	136	31	7	0	0	0	0	0	0	488	32.4	11.99V
22:00	25	49	81	128	112	30	3	1	2	0	0	0	0	431	32.3	11.99V
23:00	6	24	35	56	61	21	1	1	0	0	0	0	0	205	33.2	11.97V
AM Total	736	1205	1784	4633	2618	647	81	11	0	0	0	0	0			
PM Total	904	1602	2129	4283	3139	709	66	12	4	1	0	0	0			
Total	1640	2807	3913	8916	5757	1356	147	23	4	1	0	0	0			
Percent	6.68%	11.43%	15.93%	36.30%	23.44%	5.52%	0.60%	0.09%	0.02%	0.00%	0.00%	0.00%	0.00%			

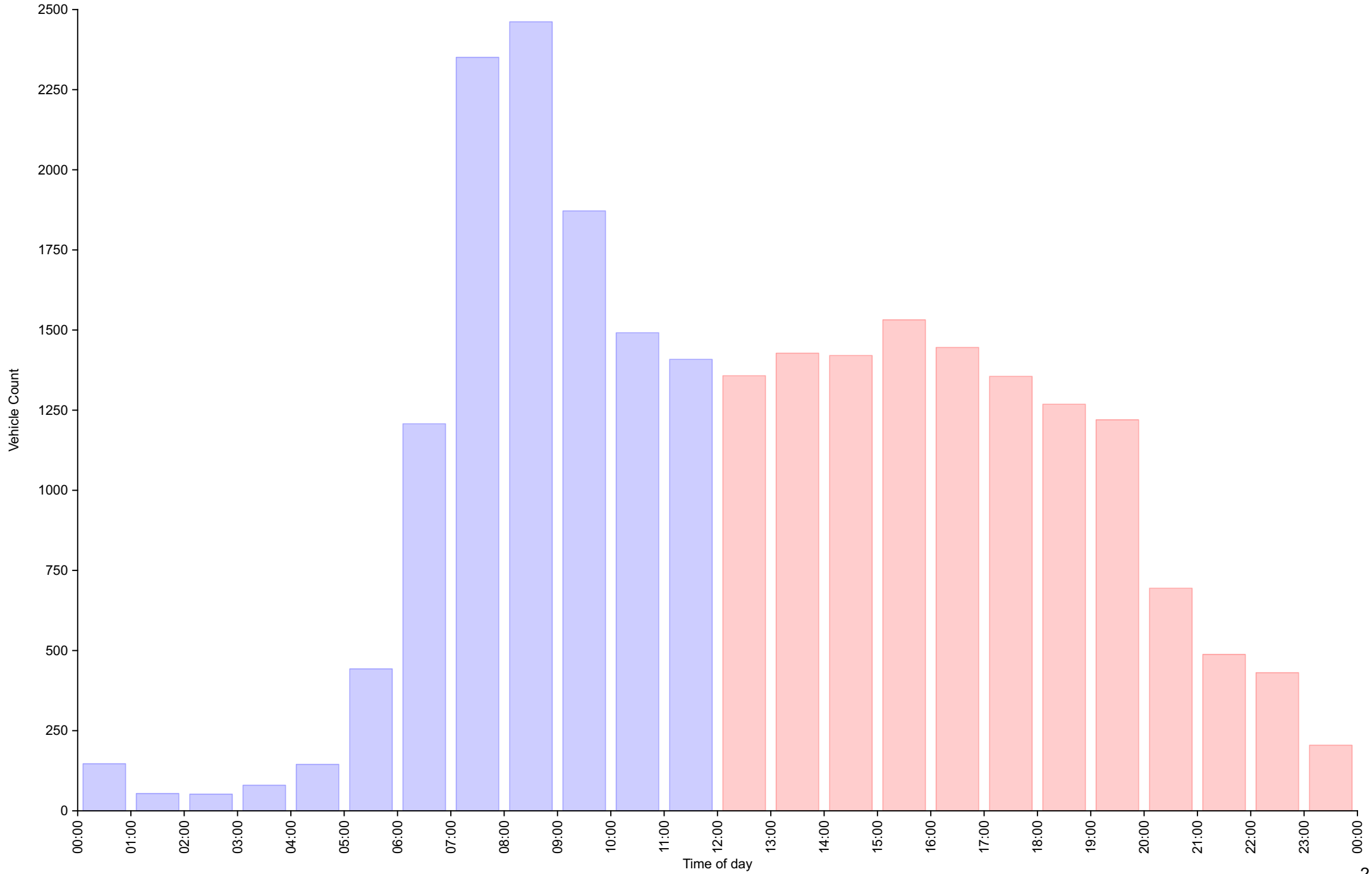
Total Vehicles : 24564

30th Percentile : 23.0 MPH
 50th Percentile : 26.4 MPH
 85th Percentile : 31.6 MPH
 95th Percentile : 34.6 MPH

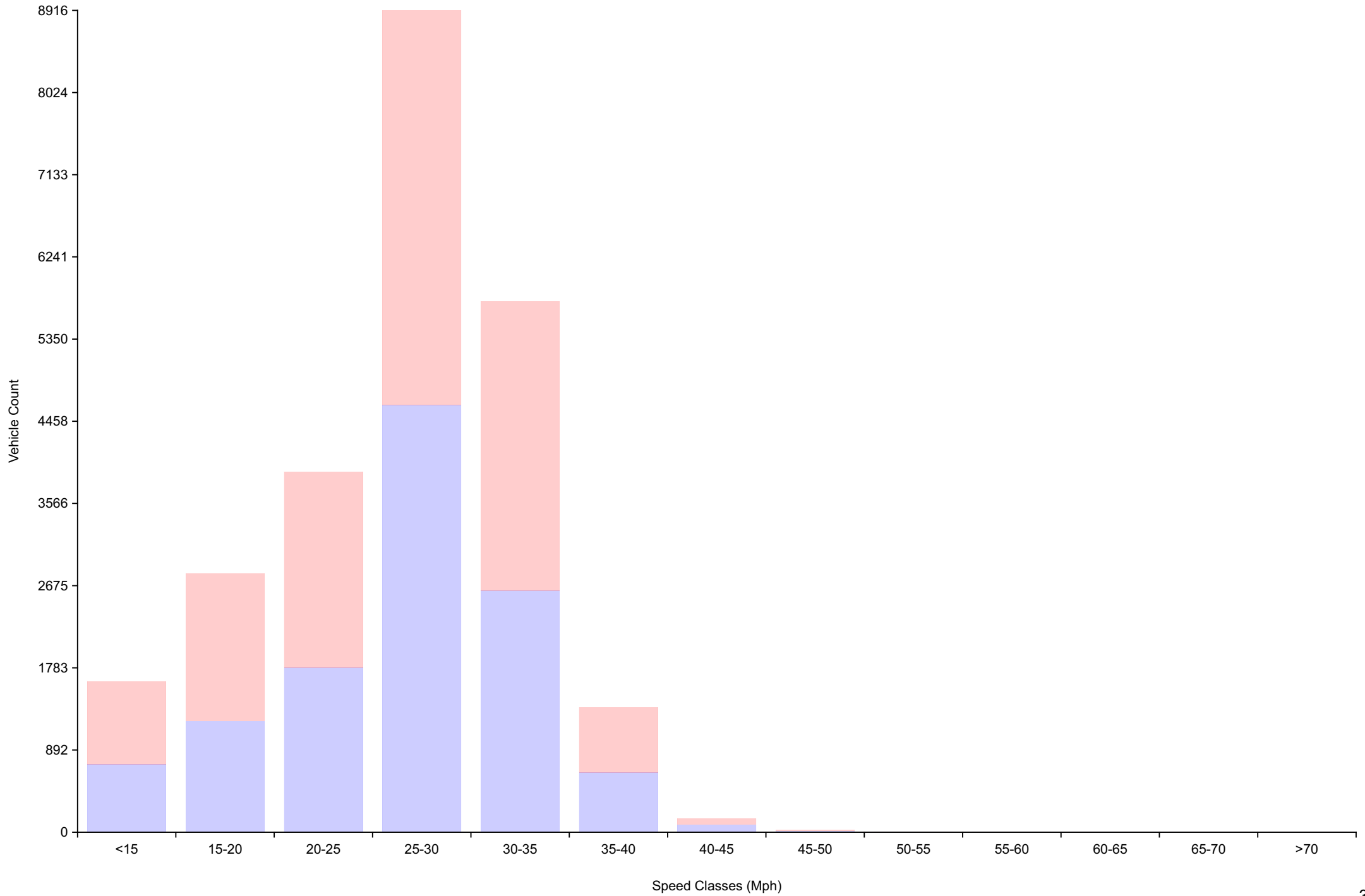
Average Speed : 25.9 MPH
 Highest Speed : 55.0 MPH

Vehicle Counts By Hour

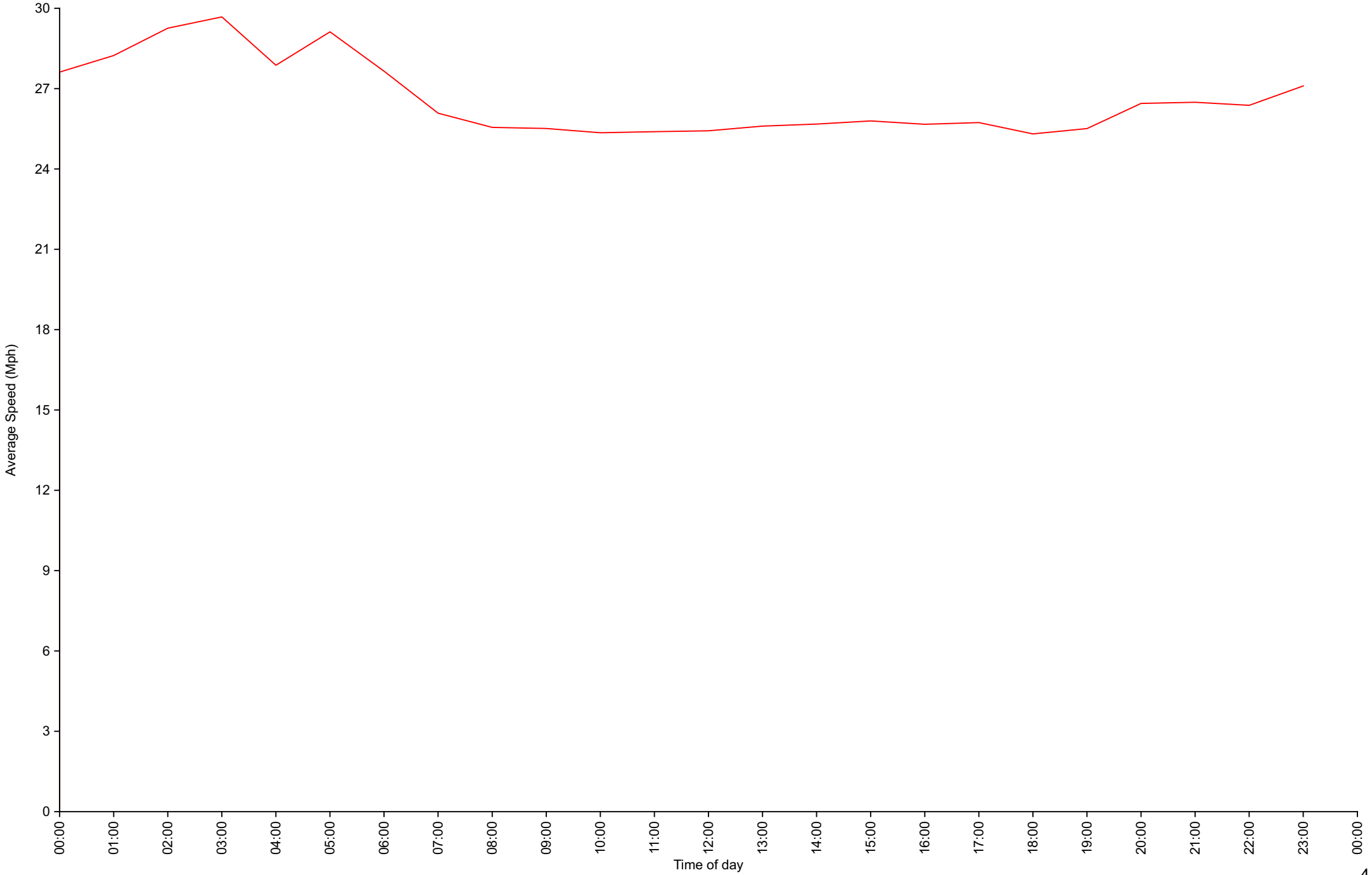
(60 Minute Resolution)



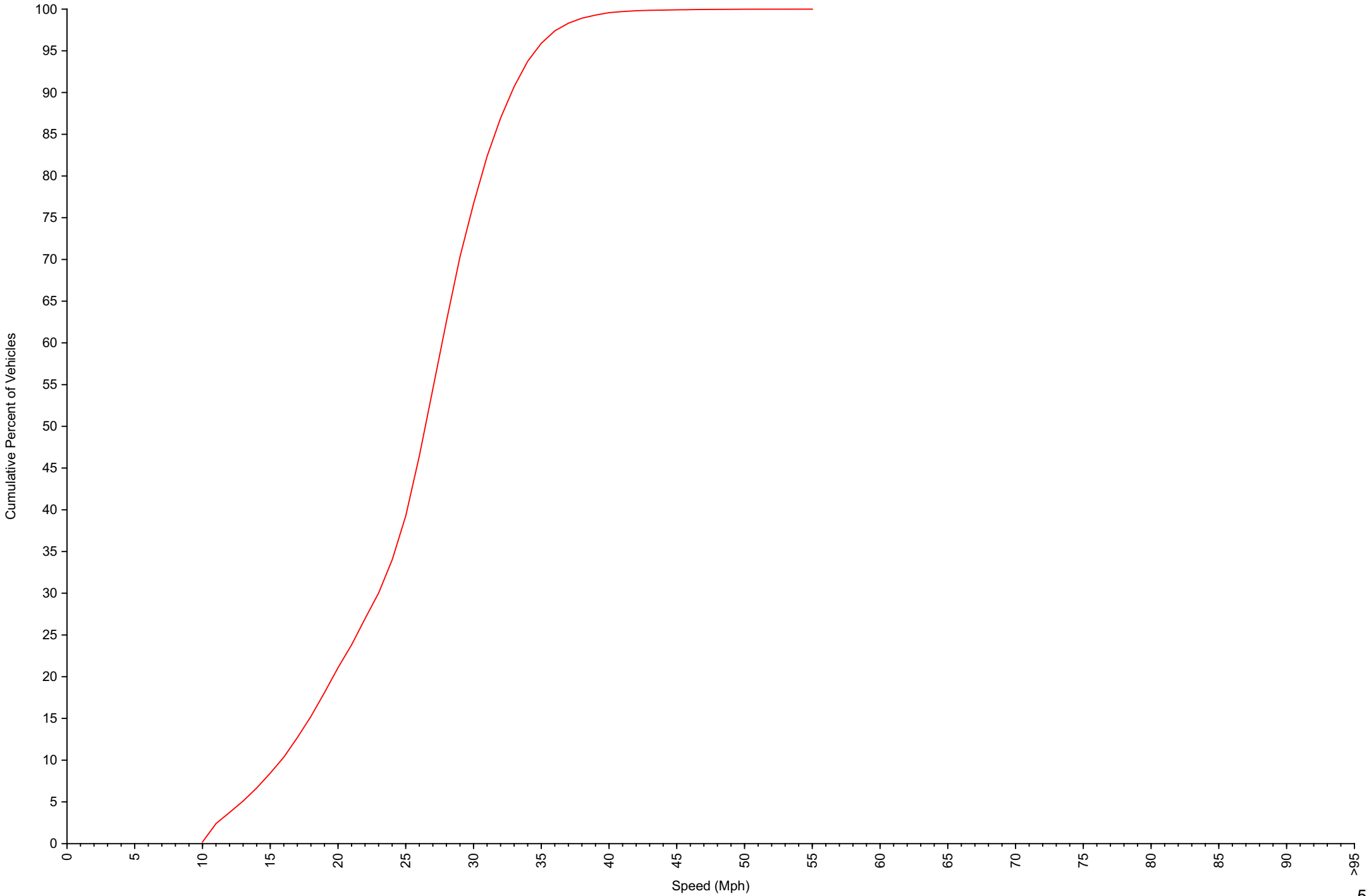
Vehicle Counts By Speed Class



Average Speed By Hour (60 Minute Resolution)



Cumulative Speed Distribution Curve



Voltage by hour
(5 Minute Resolution)

